

## Reading

At New Invention Infant School reading is of the highest priority and we are passionate about developing our children's ability and enjoyment in reading. Our aim is to inspire our children to see the world of possibilities that is opened up to them and the enjoyment that can be brought through reading, that will stay with them into their adult lives.

Phonics is the main way the Government advise schools to teach early reading. Phonics is learning to read by using letter sounds and blending them together to make words.



### Why have we made a change?

In July the Government announced changes to the teaching of phonics in schools. Although our Letterland programme was accredited and could be used we did not feel the reading material was high enough quality. Therefore our school have adopted the same phonics programme to match our reading scheme Rising Stars. Reading Planet Rocket Phonics is a structured programme which includes reading books that carefully match phonics being taught in lessons.



Here are some thing to note:-


- Most children will be accessing phonic reading books on line, but still taking home other reading books too.
- Learning flashcards for books has been replaced by phonics and common exception words (key words to read) which will be sent home as groups of words.
- Reading diaries will no longer be issued and instead we will be using Seesaw (there will be more information about this on our Seesaw leaflet).
- Teachers will send a photo of the books your child will have that week and the target they are working on to the APP. You will then access the phonic book they have been allocated online (more information below).
- We will be reading the actual paper book in school as well during the week.

Seesaw



## What will my child read?

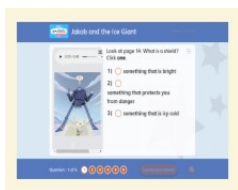
- Each week your child will access 2 books one book will be a Rising Stars Rocket Phonics Target Practise book, matched to the sounds that your child knows in phonics. This book will be accessible online. We call this our Phonic Book.



- Rocket Phonics Online is a phonics teaching and learning programme that includes a wide range of reading practice books in digital format. These eBooks can be assigned to your child and read online at school and at home on any internet-enabled device.
- The books in Rocket Phonics Online are designed to appeal to children who are starting to learn to read, as well as those who are becoming fluent readers. The books include a variety of fiction and non-fiction, written by phonics experts and children's book writers.
- All the books have been carefully levelled according to book banding and other criteria, to ensure gradual progression in difficulty.



- Each eBook features a variety of quizzes to check children's understanding of what they have read.



- They will then bring home an actual reading book which will be a book that you will need to read to your child and then ask them questions as they read to work on developing their comprehension. We call this our Shared Book.



- This book will be pitched higher than their current reading level which is why you will need to do majority of the reading in the book as the focus will be on developing a love of sharing stories together and working on comprehension skills.
- Both of the Phonic Book and Shared book will need to be read and shared repeatedly through the week to build up children's fluency, expression and understanding of the text, characters, settings and plot.

## Want to find out more about phonics, reading or our scheme?

Visit our school website via [www.invention-i.walsall.sch.uk](http://www.invention-i.walsall.sch.uk) Then choose the **yellow puzzle piece**

**(key information)**, then **Curriculum**, then **English**. Choose your child's year group in the **Curriculum by Year Group** section to access information that is specific to your child's year group.

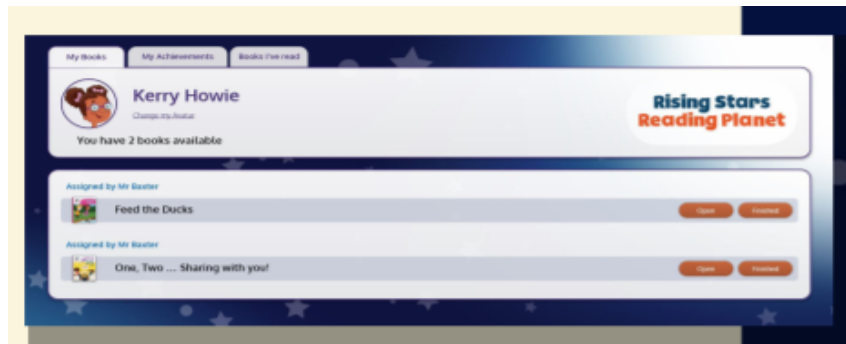
## How to log in to Rising Stars

Rocket Phonics Online can be accessed from any computer, tablet or mobile phone connected to the internet.

You can log in via: <https://my.risingstars-uk.com>

Enter the school's unique centre ID, - **165821** and your child's login details, provided by the school. These will be the same log in details that they have to access our school website. Reception children will be given their log in details this week. If you have any problems with the login process, please contact your child's teacher.

## Finding books on the dashboard



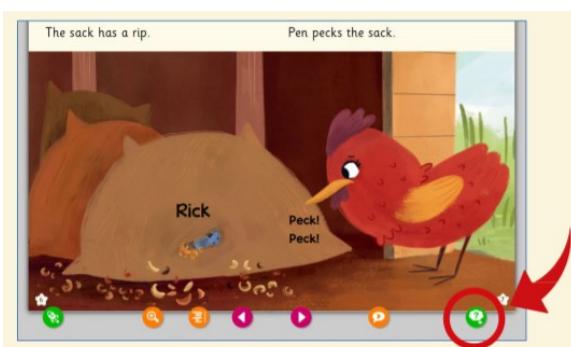
Once the eBooks have been assigned to your child, they will appear in the pupil dashboard (in the **'My Books'** section) when you log into Rocket Phonics Online. Click on the **'Open'** button to launch the book on your screen. **NB Make sure the Rocket Phonics Online screen is maximised so that the quiz screens can be viewed in full.** Click on the rocket icon to go back to the pupil dashboard.



When you have completed a book and the quizzes within it, click on the **'Finished'** button. The book will then move into your **'Books I've read'** section of the dashboard. The **'My Achievements'** section contains the quiz results in the form of gold, silver or bronze stars. Your child can personalise their dashboard by choosing their own avatar, including one of the Reading Planet Comet Street Kids characters!

## What is inside the books?

The Target Practice eBooks provide focused reading practice of small groups of letter-sounds. All the books are fully decodable, which means they only contain letter-sounds and 'tricky' words that the children have been taught in class. ('Tricky' words are also called 'common exception words' and include words like he, she, they and were that don't follow phonics rules.) Each eBook in Rocket Phonics Online has one or more 'checkpoint' quizzes that appear at intervals throughout the book. These checkpoint quizzes are designed to check children's understanding of the text up until that point and are indicated by the animated quiz icon shown below. They also feature a page of questions at the back of each book that can be also be used to check the child's understanding.





## Completing the Quizzes

Click on the green quiz icon to launch the checkpoint quiz. Support your child by reading aloud the instructions (or click on the audio button to hear the instructions) and discussing the possible answers. Navigate from question to question by clicking on the arrow at the bottom right of the quiz. When your child has answered all the questions in a quiz, click on the clipboard icon at the end of the quiz to submit their answers and receive their score. At the end of every book there is a longer quiz that checks overall understanding of the text. As with the checkpoint quizzes, click on the animated quiz icon to launch the end-of-book quiz.



Complete the quiz by submitting the answer to each question, and navigating through the quiz by clicking on the next question number in the circles below the quiz. At the end of the quiz, click on the clipboard icon to submit all the answers. This quiz is also instantly marked, and your child is awarded a bronze, silver or gold star according to their score. If your child gets an answer wrong the first time, they will be given a second attempt. The latest attempt will feed through into the final score and reporting. Your child will be given the opportunity to review their answers at the end of each quiz.



## Question Types

- Multiple choice** – click in the circle next to the correct answer.



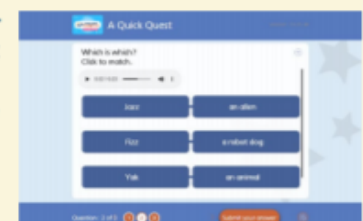
- Complete the grid** – as with Multiple choice above, click on the circles next to the correct answers in the grid.



- Fill in the gaps** – click on a word and then click on the correct gap to place the word there.



- Connecting/sequencing** – click on an item in the left column and then click on the associated item in the right column to connect them.



## Question Types Continued

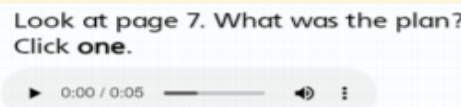
- **Highlight the right word** – click and drag to highlight the correct word. On an iPad, hold your finger down to highlight a single word and drag to highlight multiple words.



- **Matching** – click on a coloured lozenge at the top of the quiz and then click on the associated lozenge below, which becomes the same colour.



**Note:** The instruction lines for the quizzes are recorded and can be played using the audio button close to the instruction line.



## Results and Rewards

For each end-of-book quiz they complete, children will receive a bronze, silver or gold star, based on the proportion of correct answers they scored. These rewards can be viewed in the 'My achievements' section of the child's dashboard.

### • 3 Marks

**Bronze: 0–36%**

**Silver: 37–72%**

**Gold: 73–100%**

### • 4 Marks

**Bronze: 0–50%**

**Silver: 51–78%**

**Gold: 79–100%**

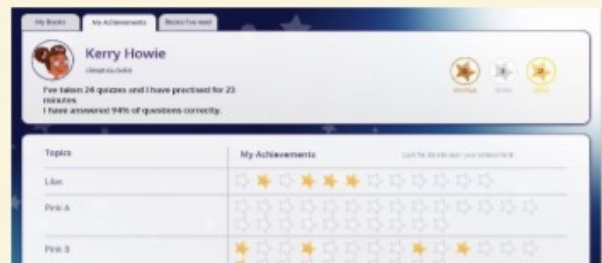
### • 5 Marks

**Bronze: 0–59%**

**Silver: 60–79%**

**Gold: 80–100%**

Teachers will be able to see how pupils are doing as a class or individually through the teacher reporting dashboard.



If anyone has any questions, technical issues or you do not have access to the internet at home then please speak to or contact your class teacher:-

**Bear Class**—Mrs Davis — [sdavis@invention-i.walsall.sch.uk](mailto:sdavis@invention-i.walsall.sch.uk)

**Dolphin Class**—Miss Gee — [agee@invention-i.walsall.sch.uk](mailto:agee@invention-i.walsall.sch.uk)

**Monkey Class**—Mrs Cooper — [lzcooper@invention-i.walsall.sch.uk](mailto:lzcooper@invention-i.walsall.sch.uk)

**Jellyfish Class**—Mrs Hughes—[ahughes@invention-i.walsall.sch.uk](mailto:ahughes@invention-i.walsall.sch.uk)

**Seahorse Class**—Mr Lloyd — [mlloyd@invention-i.walsall.sch.uk](mailto:mlloyd@invention-i.walsall.sch.uk)

**Stingray Class**—Miss Doyle — [ldoyle@invention-i.walsall.sch.uk](mailto:ldoyle@invention-i.walsall.sch.uk)

**Tiger Class**—Miss Raybould — [braybould@invention-i.walsall.sch.uk](mailto:braybould@invention-i.walsall.sch.uk)

**Lion Class**—Miss Hughes — [khughes@invention-i.walsall.sch.uk](mailto:khughes@invention-i.walsall.sch.uk)

**Leopard Class**—Miss Shinton — [vshinton@invention-i.walsall.sch.uk](mailto:vshinton@invention-i.walsall.sch.uk)

Alternatively you can speak to or email Mrs Westbury on [lwestbury@invention-i.walsall.sch.uk](mailto:lwestbury@invention-i.walsall.sch.uk)